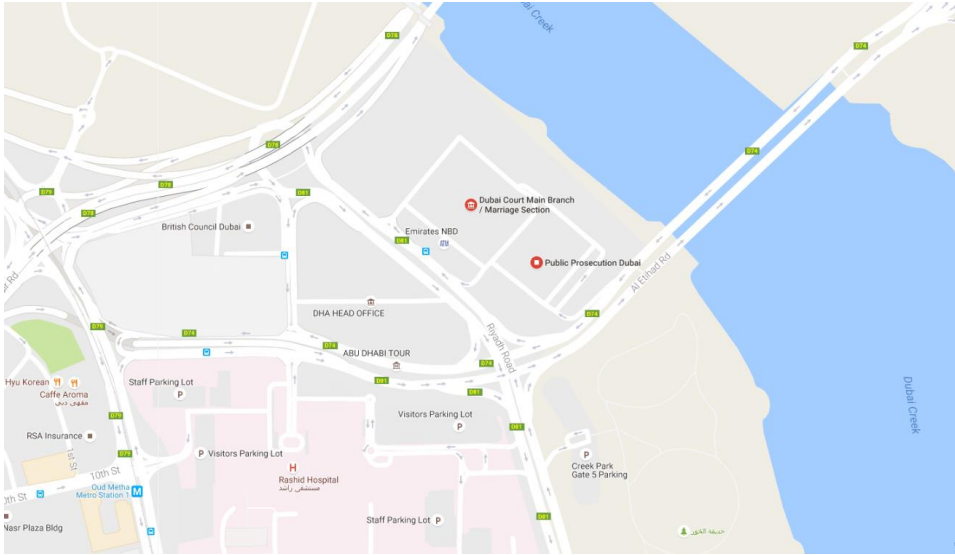


Report the loss at the nearest police station; they will issue a police report to you.

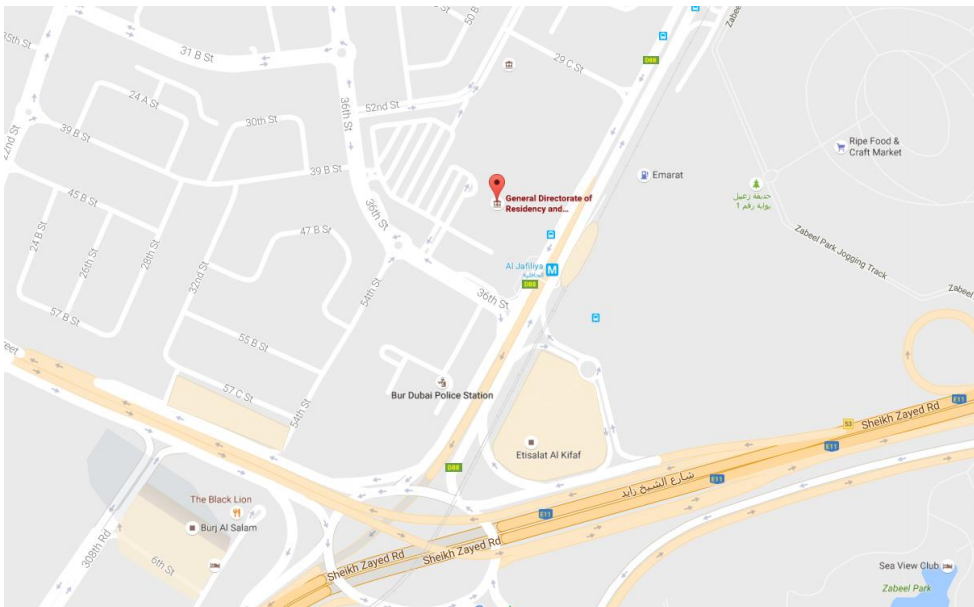
After this, you need to take the police report and go to Dubai Courts, where they will stamp the police report. Next, you need to go to the Public Prosecution Department (next to Dubai Courts) for the same procedure.

### **Number 5 Riyadh Street, Dubai**



Once the police report has been stamped by the abovementioned two entities, take the report to the General Directorate of Residency & Foreigners Affairs (GDRFA) and it will be stamped here too.

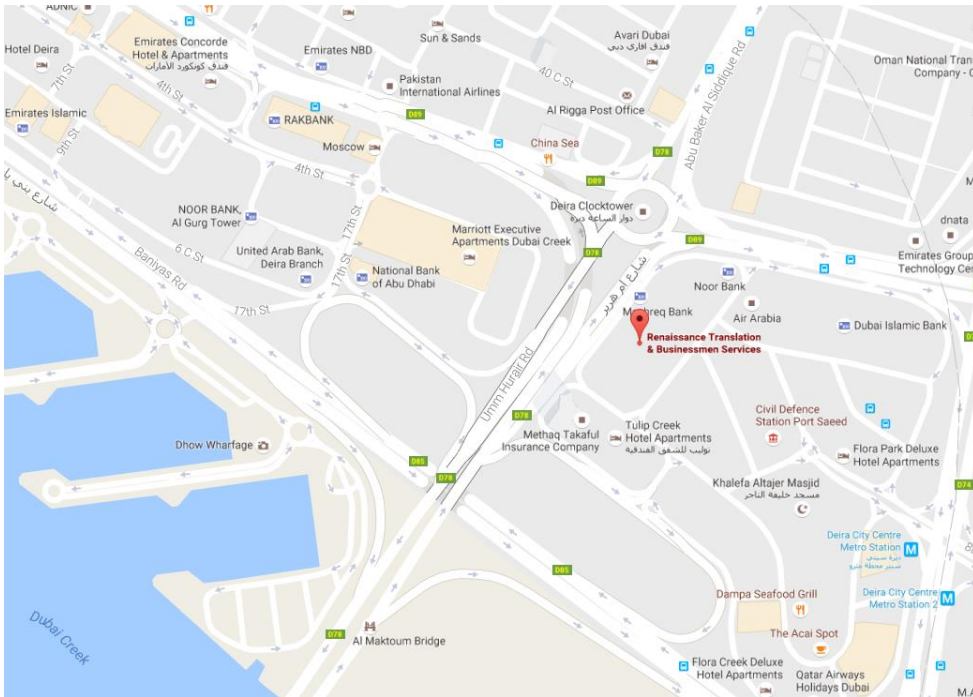
### **Address: Al Jaffliya Next to Bur Dubai Station. +9718005111**



After the GDRFA stamp, go back to the same police station that gave you the lost report and they will issue you a lost passport certificate in Arabic.

A final police report in Dubai is only given after obtaining stamps from the Dubai Courts, Dubai Prosecution, and GDRFA, so it's important that you follow the procedure.

Take this certificate and get it translated at: Renaissance Translation Service: 705 **Business Village (Near Clock Tower-Deira)** Email [info@renaissance.ae](mailto:info@renaissance.ae) tel: +97144329206,



Finally, you take these two documents to the Danish Consulate General.

**Al Beteel street, villa 208 Dubai +97143480877**

